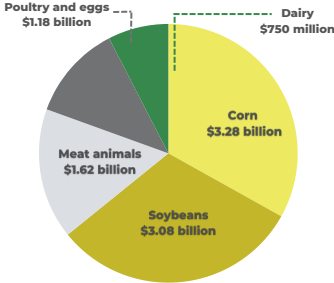


ABOUT INDIANA AGRICULTURE

INDIANA
STATE DEPARTMENT OF
AGRICULTURE

Top 5 Commodities (by value of sales)




The average age of an Indiana farmer is 55.5 years old



Indiana has 56,649 farming operations



The average size of an Indiana farm is 264 acres



IN's hardwoods industry supports 70,000 jobs



On average, IN's forests grow in volume more than 1.8x the amount being removed



1 No. 1 in commercial duck production, hardwood veneer and wood office furniture



2 No. 2 in popcorn production, tomatoes (processed), total eggs produced and wood kitchen cabinets and countertops



3 No. 3 in spearmint, tomatoes (all), engineered wood products and cropland planted with a cover crop

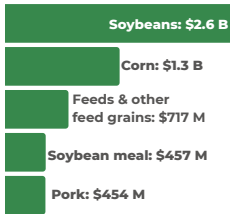


4 No. 4 in pumpkins, peppermint, pre-fabricated wood buildings and turkeys raised



5 No. 5 in corn (for grain), soybeans, watermelon, upholstered household furniture and hog production

Top 5 Exports (2021)



More than **80%** of land in Indiana is devoted to farms, forests & woodland

Indiana is the **8th** largest exporter in the nation

Agriculture contributes an estimated **\$35.1 BILLION** to Indiana's economy

Sources:

USDA NASS, USDA Economic Research Service, Indiana Business Research Center, Kelley School of Business, Indiana University, Forest Inventory and Analysis Data 2019, ISDA

2023

HATS OFF TO THE HOOSIER POULTRY PRODUCER.

The Indiana State Department of Agriculture is committed to supporting the growth of Indiana's agriculture industry by serving as an advocate at the local, state and federal level, nurturing economic opportunity, and enhancing the stewardship of natural resources on agricultural land.

One way we do this is through our grant programming. Learn more today at:

ISDA.IN.gov/grants-and-funding-opportunities/

